



**Cochin Shipyard
Guidelines to Supplier for
Existing Supplier Migration Process (Indian
Supplier)**

Purpose

This service enable Supplier to modify data related to Basic Information, Bank Details, Org Details and Item Category,

Procedure

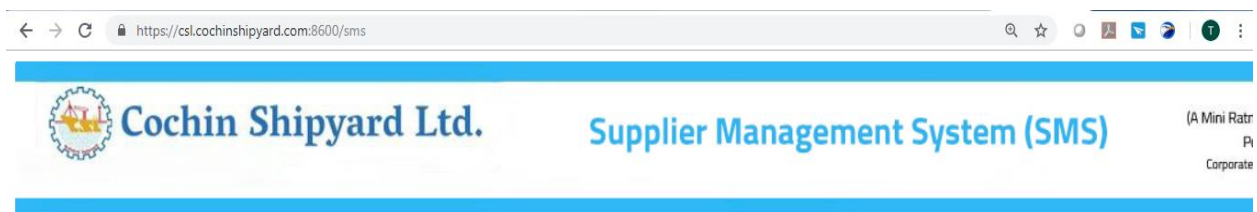
Logon to Portal:

The Supplier should follow the steps below to enter into portal

- Select internet explorer icon and double click on it.
- Enter the site address <https://csl.cochinshipyard.com:8600/sms> the system will display the screen as follows:

Step1: To access the supplier portal it requires User id and password.

The User ID and password will be communicated via E-mail to the Supplier.



Existing Suppliers Data Updation Process

User *
Password *

[Change Password](#) [Password Forgotten](#)
[Supplier Guidelines & User Manual](#)
Contact us : smssupport@cochinshipyard.com

Step2:

Existing Suppliers Data Updation Process

User
Current Password *
New Password *
Repeat Password *

Initial password provided in E-mail

New password as customer wish

Once the password is entered it prompts for New password.

Step3:

1. Fill the required Information in the Application
2. After filling the Application Click on NEXT button to navigate to Next screen
3. Click on SAVE button to save the information In the respective page.

SAP Business Client

Indian Supplier

Indian Supplier Application

1 Basic Info 2 Financial Details 3 Organization Details 4 Product Details

Previous **Next** Save

Basic Details

Supplier Code:

Name of Company/Organization: *

Enterprise owned by: *

Address For Supplier Registration (Issuing Tender Enquiry/Placement of Order will be to this address only)

Address Line1: * Pin Code: *

Address Line 2: * E-mail: *

Address Line3: FAX:

City: * Phone Number: *

State: * Mobile Number: *

Country: * Website:

Contact Person for Correspondence (First Contact Person Shall Be Permanently Accessible)

Indian Supplier

Whether the firm comes under Govt of India 'Start-Up' policy?: *

Financial Turnover (for last 3 years)

Turnover for Last Financial Year: INR

Turnover for the 2nd Last Financial Year: INR

Turnover for the 3rd Last Financial Year: INR

Bank Details

Bank Name: *

Name of Branch: *

Bank A/C Number: *

Currency Applicable: INR

IFSC: *

Documents To Be Attached

Latest Audited balance sheet/Appropriate financial statement indicating turnover: * No file chosen [Show Attached Document](#)

Cancelled Cheque: * No file chosen [Show Attached Document](#)

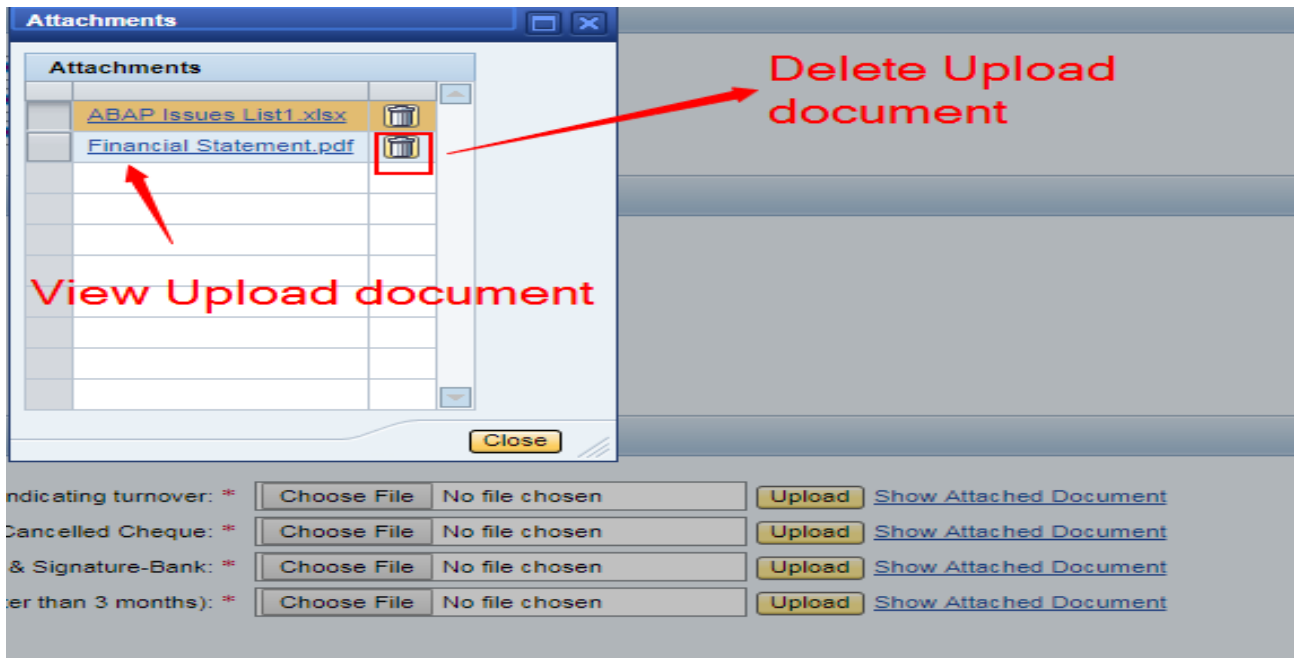
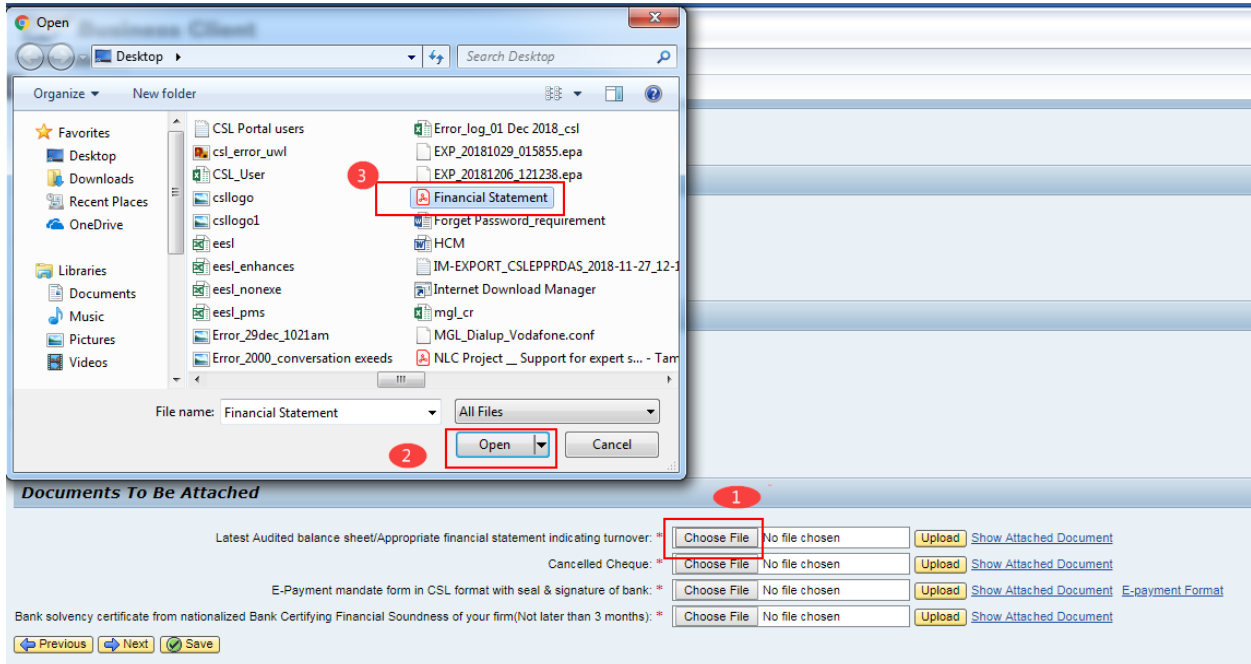
E-Payment mandate form in CSL format with seal & signature of bank: * No file chosen [Show Attached Document](#) [E-payment Format](#)

Bank solvency certificate from nationalized Bank Certifying Financial Soundness of your firm(Not later than 3 months): * No file chosen [Show Attached Document](#)

Previous **Next** Save

Step 4:

1. Click on choose file for Upload the document.
2. Click on SHOW DOCUMENT INFORMATION to view the Document attached.
3. Attach Mandatory Documents to be attached in corresponding Screens.



Step5:

Fill all the information related to Organization Details.

Indian Supplier Application

Progress: 1 Basic Info, 2 Financial Details, 3 Organization Details, 4 Product Details

Buttons: Previous, Next, Save

Organizational Data

Other Particulars

Registered with any other Govt. Shipyards / PSUs in India?: * No

Is your company an approved supplier of:

- MDL-MAZAGON DOCK LIMITED
- GRSE-GARDEN REACH SHIPBUILDERS & ENGINEERS LTD
- GSL-GOIA SHIPYARD LIMITED
- EIL-ENGINEERS INDIA LIMITED
- IN-INDIAN NAVY
- DRDO-DEFENCE RESEARCH AND DEVELOPMENT ORGANIZATION.

Whether ISO / Any "Quality Management System" certified?: * Yes

Please select ISO/Quality System Certification type: ISO 9001 ISO 14001 Others

Is the company an OHSAS - 18001 approved: * Yes

Technical collaborator : (foreign or indigenous): * Yes

R&D set up: No

List of manufacturing facilities/Major Equipments(Including material handling facility)

Step 6:

1. Select the Product Category as Service, General, Marine.
2. Click on Sub-Product category to select the Item category and proceed.
3. Selected Item category is listed below in the Table.
4. Click on submit the Application

Indian Supplier Application

Progress: 1 Basic Info, 2 Financial Details, 3 Organization Details, 4 Product Details

Buttons: Previous, Next, Save, Submit

Product Category

Services, General, Marine

Accommodation, Control Systems, Deck Machinery/Items, Electrical Equipment/Items, Engine Room Machinery

Select Sub category

Product Type	Category Description	Product Description
Marine	Deck Machinery/Items	Anchor & Anchor Chain, Marine Sheckle

List of Item Category selected

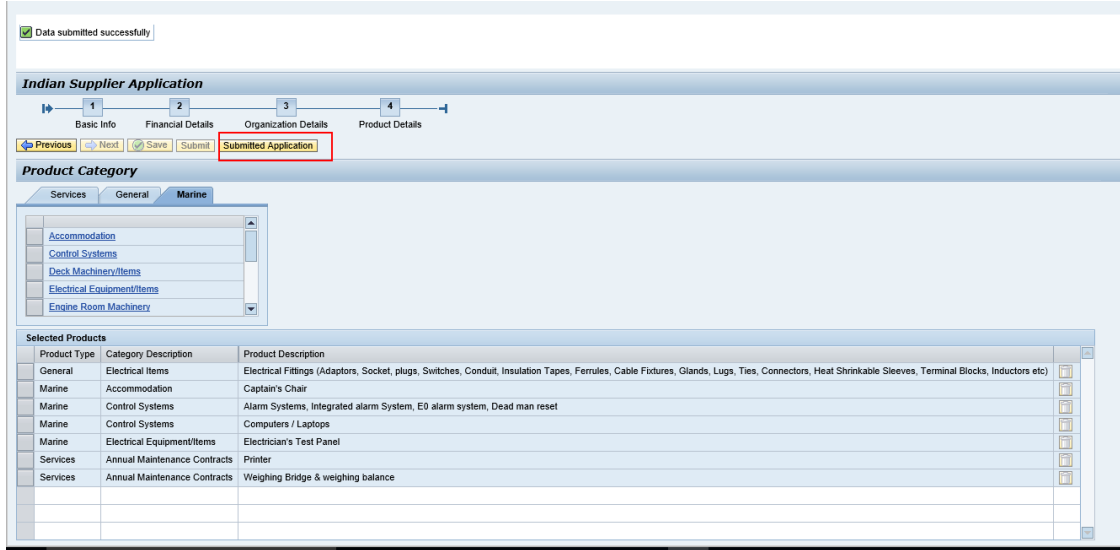
Select Products

Product Description	
Actuators	<input type="checkbox"/>
Alarm Systems, Integrated alarm System, E0 alarm system, Dead man reset	<input type="checkbox"/>
Audio Visual Indicators	<input type="checkbox"/>
Computers / Laptops	<input checked="" type="checkbox"/>
Control Switches	<input type="checkbox"/>
Control Valves	<input type="checkbox"/>
Controllers	<input type="checkbox"/>
Cylindrical Sight Glass	<input type="checkbox"/>
Encoders	<input type="checkbox"/>
Flow Meters	<input type="checkbox"/>

Proceed, Close

Step 7:

1. Once submitted Supplier can download the PDF format of the application.
2. The PDF document is also sent via E-Mail to the registered E-mail Address.



PDF Attachment

COCHIN SHIPYARD LTD.
 (A GOVERNMENT OF INDIA ENTERPRISE)
 KOCHI - 682 015, INDIA



कोचीन शिपयार्ड लिमिटेड
 (भारत सरकार का उद्यम)
 कोच्ची - 682 015, भारत

APPLICATION FOR DATA UPDATION - INDIAN SUPPLIER			
		Date: 18.12.2018	
Name of Company/Organisation:: KERALA ENVIRO INFRASTRUCTURE LTD		Supplier Code - 11000011	
ADDRESS FOR SUPPLIER REGISTRATION			
Address Line1:*	VELIPARAMBIL HOUSE	Pin Code:*	682309
Address Line 2:*	VYMEEETHY	E-mail:*	kishoresiji23@gmail.com
Address Line3:	TRIPUNITHURA	FAX	
City:*	KOCHI	Phone Number:*	04843115900