



COCHIN SHIPYARD LIMITED

User Manual for Revalidation Process-Foreign Supplier

1. Purpose

Purpose of this Application is to get/collect the complete details about registered suppliers' latest updates on data and required documents and it should be filled by suppliers

2. Prerequisites

1. Supplier login through CSL SMS portal
2. Supported Browser: Internet Explorer 11+, Google Chrome 75+, Firefox 48+

3. Input

CSL SMS Portal Username and Password

4. Execution Steps

1. Supplier login through CSL SMS portal application.
2. Login URL: <https://csl.cochinshipyard.com:8600/smslogin>
3. Enter Username and Password



After Entered username and password, default application will display on portal like below.
Note: Existing assigned role (Enlistment/ Enhancement) will get delimit to avoiding the duplicate roles/entries.



USER MANUAL DOCUMENT

select the portal application "Supplier revalidation Application" and it contain input fields and it need to fill by supplier and old data replace with new data.

Note:

1. First contact person details are mandatory and other 2 contact details will be an optional. and if second and third contact person filled at least one field, other fields should be filled, or all fields should be blank.
2. (*) - Should be filled and its applicable for all screens

History Payment History Profile Update **Revalidation**

Supplier Revalidation Application

Revalidation Foreign Supplier

1 Basic Info 2 Financial Details 3 Organization Details 4 Product Details

Next Save

Company Name not editable

Correct the details on required place.

Basic Details

Name of Company/Organization:* TEST213

Address For Supplier Registration (Placement of Purchase Order will be to this address only)

Address Line 1:* dfgeirfkjrek ZIP Code:* ERFGWFRGFG
Address Line 2:* egwueyuriui E-mail:* test213@co.in
Address Line 3:* FAX:
Country:* Utd Arab Emir. Phone Number:* 753869123422
State:* Abu Dhabi Mobile Number:* 753869123422
City:* wgggrhgrgh4grh Website:
Port of Loading:

(First Contact Person Shall Be Permanently Accessible & Tender Enquiries Will Be Sent To First Contact Person's E-mail Id)

Name:* fedrik Name:
Designation:* md Designation:
Contact No:* 753869123422 Contact No:
E-mail:* test213@co.in E-mail:

Details of Indian Agent

Any Registered Business Establishment in India?:* No
Indian Agent, if any?:* No

Ownership Information

Nature of Business:* Agent (Dealer/Trader/Stockiest)
 Manufacturer (OEM/Fabricated)
 Service
Date of Incorporation/Year of Establishment:* 01.11.2020

Update and click next button

existing documents available on respective place. If required, documents need to upload

Document to be Attached

Certificate of Incorporation/ Equivalent Document:* Choose File No file chosen Upload Show Attached Documents

Next Save

USER MANUAL DOCUMENT

After validating all data from first screen, click on NEXT button to navigate to next screen. Also validate each screen input fields and fill. Once you reach product tab, add the product and click on proceed for payment option.

Revalidation Foreign Supplier

Progress: 1 Basic Info, 2 Financial Details, 3 Organization Details, 4 Product Details

Navigation: Previous, Next, Save

Statutory Information

Company Identification No./Unique Identification No.:* FGHNJ36985MNBVC

Do you possess Class III B Digital signature?:* No

Bank Details

Bank Name:* drfeijfoeop

Name of Branch:* aduveyruiyieri

Bank Account Number:* 789895454567788

Currency Applicable:* USD

Swift Code: 122

IBAN:

Bank Key: 122

Annotation: After update, click on Next button

Annotation: Verify existing bank details and update

Progress: Basic Info, Financial Details, 3 Organization Details, Product Details

Navigation: Previous, Next, Save

Organizational Data

Other Particulars

Registered with any other Govt. Shipyards / PSUs in India?:* No

Is your company an approved supplier of:

- MDL-MAZAGON DOCK LIMITED
- GRSE-GARDEN REACH SHIPBUILDERS & ENGINEERS LTD
- GSL-GOIA SHIPYARD LIMITED
- EIL-ENGINEERS INDIA LIMITED
- IN-INDIAN NAVY
- DRDO-DEFENCE RESEARCH AND DEVELOPMENT ORGANIZATION.

Whether ISO / Any "Quality Management System" certified?:* No

Is the company an OHSAS - 18001 approved?:* No

ZED (Zero Defect Zero Effect) Certified:* No

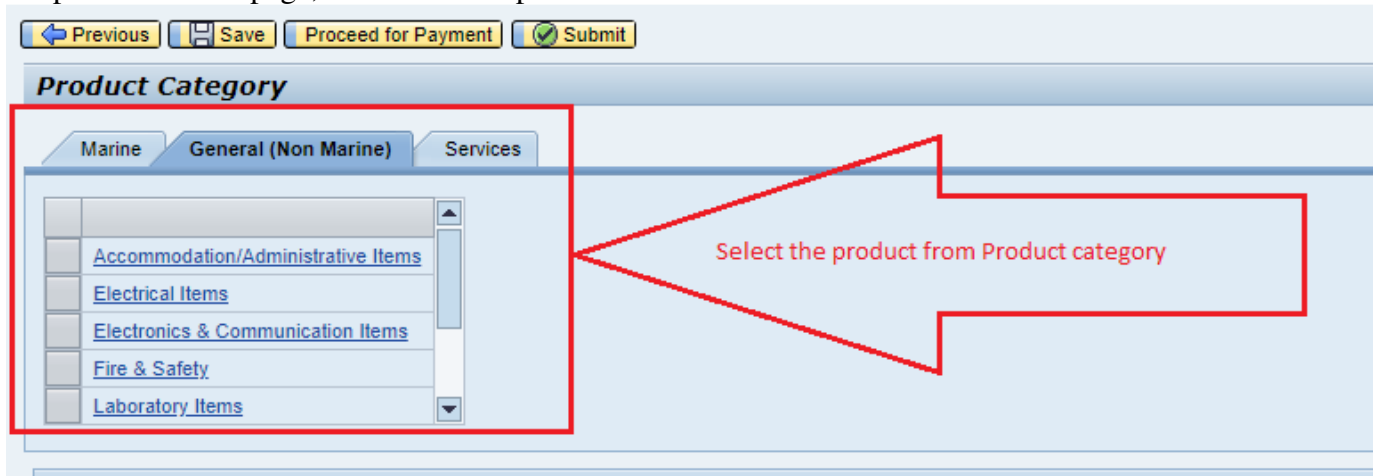
Documents To Be Attached

Product Catalogue/Brochure/Technical & Design qualification details: Choose File No file chosen Upload

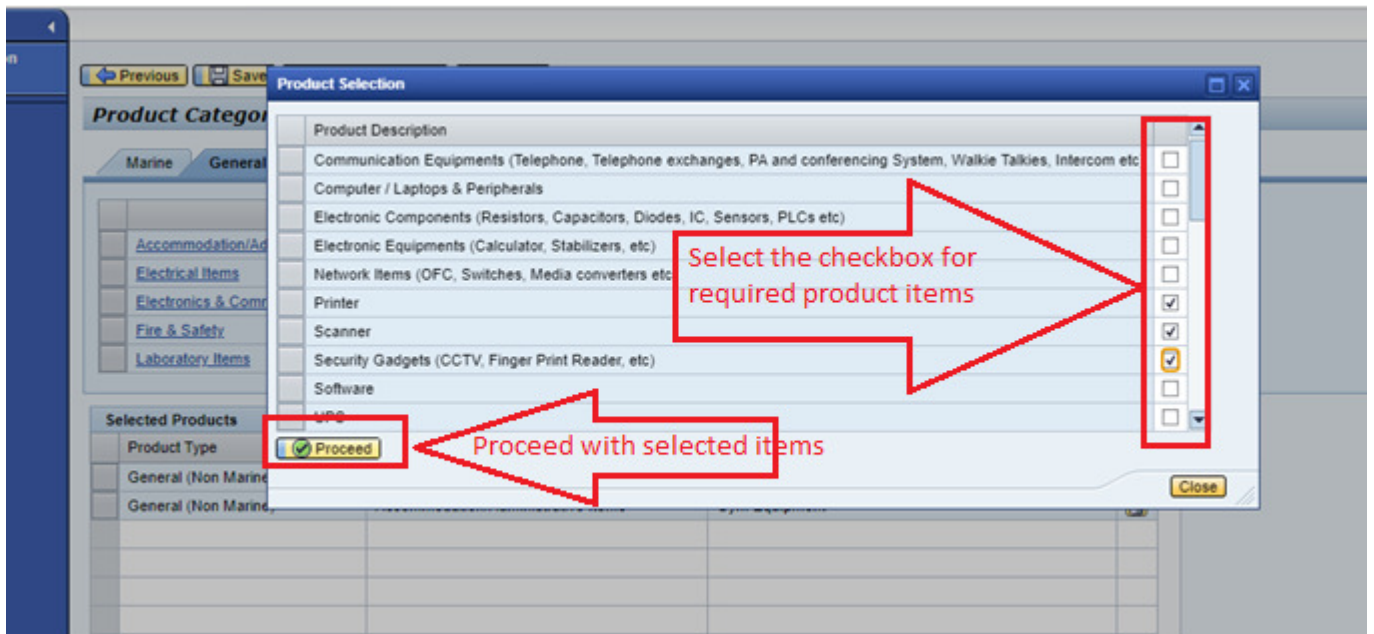
Annotation: Fill the required details and click on Next button

USER MANUAL DOCUMENT

On product details page, user select the products



Select the Link from product list and select the check box from list and click on proceed button.



Supplier have an option to delete the products from list if not required

USER MANUAL DOCUMENT

user have a option to delete from selected product list if not required

Product Type	Category Description	Product Description
General (Non Marine)	Electrical Items	Cabling Equipments & Accessories
General (Non Marine)	Electrical Items	Circuit Breakers (Fuse, ELCB, MCB, etc.)
General (Non Marine)	Electrical Items	Control Panel & Distribution Board Items, Relays
General (Non Marine)	Electrical Items	Electrical Appliances (Fan, Heater, etc.)
General (Non Marine)	Electrical Items	Electrical Cables
General (Non Marine)	Electrical Items	Electrical Fittings (Adaptors, Socket, plugs, Switches, Conduit, Insulation Tapes, Ferrules, Cable Fixtures, Glands, Lugs, Ties, Connectors, Heat Shrinkable Sleeves, Terminal Blocks, Inductors etc)

After product selection, user should pay for selected products as per CSL standard

Previous Save Proceed for Payment Submit

Product Category

Marine General (Non Marine)

Product Type	Category Description	Product Description
General (Non Marine)	Accommodation/Administrative Items	Cutlery & Crockery
General (Non Marine)	Accommodation/Administrative Items	Gym Equipment
General (Non Marine)	Electronics & Communication Items	Printer
General (Non Marine)	Electronics & Communication Items	Scanner
General (Non Marine)	Electronics & Communication Items	Security Gadgets (CCTV, Finger Print Reader, etc)

Select the button from screen "Proceed for Payment" and will navigate to third party portal and filled with Default values.

USER MANUAL DOCUMENT

History Profile Update **Revalidation**

Payable Amount with Currency

Total Amount Payable 250.00 USD

Confirmation

Are you sure to proceed with payment process? Note: After Payment success, may not add additional Products

Yes No

After making payment we may not any products and user agreed and proceed for payment on selection of "YES" button

Declaration

We hereby declare that the information furnished and documents attached above are correct and true that CSL shall not be responsible for rejection of application due to misleading information filled debar a supplier for enlistment with CSL in future. We are also aware that Processing Charges, once Competent Authority of CSL shall be final & binding on the supplier.

Name of authorized person:* Q23R3T4ILTU

Designation:* MD

Contact No:* 7878888787878

Previous Save Proceed for Payment Submit

Select the button to proceed for payment

On selection of "YES" button, Navigate to Razorpay application to make the payment as per product selection from list.

Cochin Shipyard Ltd.
Supplier Registration Fees

\$ 2.50

Payable amount

+753869123422 | test213@co... Edit

Verify user details

PAY VIA CARDS

Card
Visa, MasterCard, RuPay & More

Select the payment type

USER MANUAL DOCUMENT

On selection of Proceed button and will navigate to payment for bank payment selection (Internet/ Credit Card, Debit Card and others...).

The screenshot displays a mobile payment interface. At the top, there is a blue header with the Cochin Shipyard Ltd. logo and the text "Cochin Shipyard Ltd. Supplier Registration Fees". Below this, the payable amount "\$ 2.50" is shown in a red box, with a red arrow pointing to it from the text "Payable Amount". The main content area is titled "Card" and shows a card number field with the value "TEST213" and an expiry field with the value "CVV". A red speech bubble with the text "Enter valid Card details" is positioned over the card details. At the bottom, there is a blue button labeled "PAY \$ 2.50" with a red speech bubble above it that says "Click on Pay button".

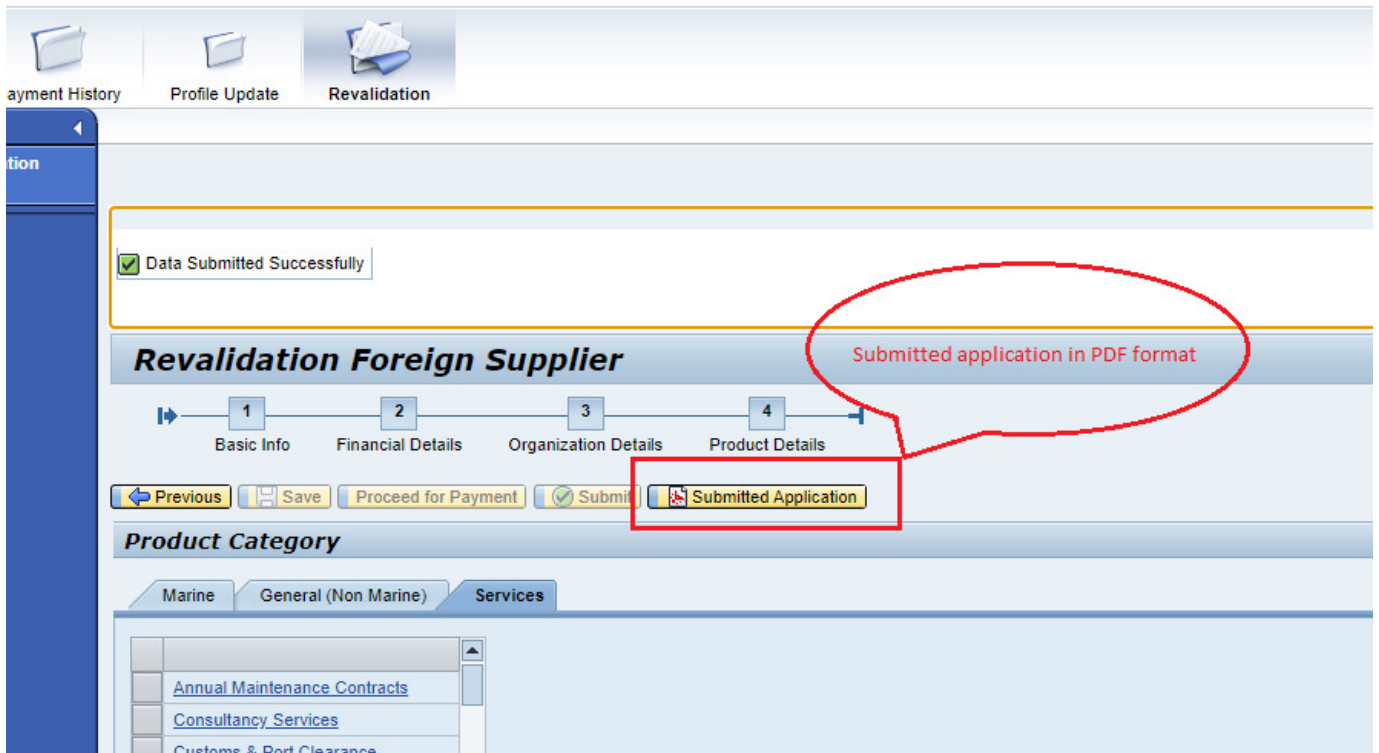
For Card payment, supplier should be filled all mandatory fields(Card Number, Card Expiry Date(Month and Year (MM/YY)).

For Net banking, Mandatory fields should be filled and select on "Pay" Button. For success payment will not allow you to do duplicate payments.

Note: If supplier manually close the browser while making the payment, system will not allow them to do next transaction for another 20 mins.

After making a payment, application will submit the details to CSL authorized team to do the validation and for an approval.

USER MANUAL DOCUMENT



CSL authorized team to get the supplier submitted details and proceed for further approval. Once approved, Supplier will get notification with extended validity and approved products.

