



SEC/48/2017-63

November 26, 2019

<p>To The Manager, Compliance Department, BSE Limited, Phiroze Jeejeebhoy Tower, Dalal Street, Mumbai – 400 001 Scrip Code/Symbol: 540678/COCHINSHIP</p>	<p>To The Manager, Compliance Department, The National Stock Exchange of India Ltd., Exchange Plaza, Bandra-Kurla Complex, Bandra (East) Mumbai – 400 051 Scrip Symbol: COCHINSHIP</p>
--	--

Subject: Investor Presentation – Highlights of Q2 2019-20

Dear Sir/Madam,

1. The Investor Presentation on highlights of the second quarter of 2019-20 is enclosed herewith for the purpose of dissemination of information widely to the members.

Thanking you

Yours faithfully,
For Cochin Shipyard Limited


Company Secretary &
Compliance Officer





Cochin Shipyard Limited Investor Presentation- Q2 2019-20



कोचीन शिपयार्ड लिमिटेड
Cochin Shipyard Limited
India's premier Shipyard



Important operational events for Q2 2019-20





Highlights - Shipbuilding

- IAC Phase III contract signed on October 31, 2019;
- Launched 2 x RO-PAX Vessels for IWAI, commenced steel cutting for 8000T Cargo Vessel for JSW group, commenced block erection for 2 x RO-PAX Vessels and laid keel for Marine Ambulance Boat for Department of Fisheries, Govt. of Kerala;
- Launched 4 x Fishing Vessels (Tuna Long Liner cum Gillnetter) for Tamil Nadu Fishermen during the quarter.



Highlights – Ship Repair

Major Projects undertaken during the Quarter ended September 30, 2019

Sailed off

▪ M V Nancowry	-	SCI
▪ INS Jyoti	-	Indian Navy
▪ INS Sarvekshak	-	Indian Navy
▪ INS Nireekshak	-	Indian Navy
▪ INS Kalpeni	-	Indian Navy
▪ MV Skipper II	-	CIFNET

Under Repair

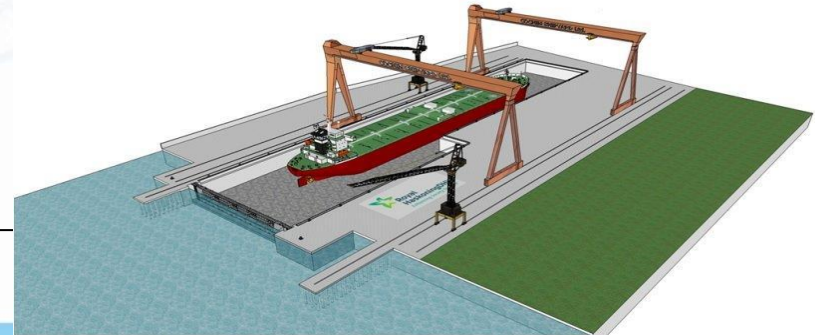
▪ INS Sharda	-	Indian Navy
▪ INS Jamuna	-	Indian Navy
▪ GTV Samudra Sarvekshak	-	ONGC
▪ M V Kalighat	-	SCI
▪ TUG Sarthi	-	Indian Navy
▪ WSV Samudra Nidhi	-	SCI
▪ M V Shanti Sagar IV	-	Shanti Sagar International
▪ Hal Supporter	-	Hal Offshore LTD
▪ AWB Support Station	-	Hal Offshore LTD
▪ M V Bharat Seema	-	SCI

Infrastructure Projects



New Dry-Dock

- 310 Mtr x 75/60 Mtr x 13Mtr & Other Allied Facilities
- Estimate - Rs 1799 crores # Phase 1 Targeted Completion : 2021-22
- Construction of Complex, Technology Intensive large vessels such as LNG Carriers, Offshore Drillships, Aircraft Carriers, Offshore Rigs, Semi-submersibles etc.
- Status
 - Turnkey contract for construction awarded to L&T on Apr 27, 2018
 - Construction activities commenced on June 01, 2018.
 - 931 nos of piles completed. Physical progress as on Sept 30, 2019 is 15%.
 - Contract for supply & commissioning of 600 T gantry crane issued on Mar 14, 2019.
 - Tendering for JIB cranes in progress.
- Cumulative expenditure as September 30, 2019 is Rs. 366.29 crores.

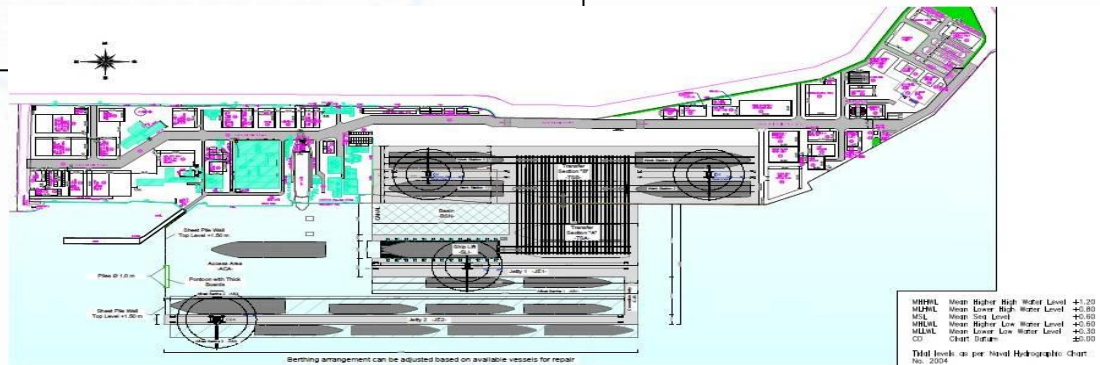


Infrastructure Projects



ISRF

- Shiplift : 130 Mtr x 25 Mtr x 6000 T with 4 work stations
- Estimate : Rs 970 crores # Phase 1 Target Completion : 2020-21
- Repair of 80 additional vessels a year. Increase in Repair throughput by around 70%
- Status
 - Construction works commenced on November 17, 2017. 83% of piling work completed
 - Maritime Park set up adjacent to ISRF for OEM's & service providers inaugurated by Hon'ble Minister of State for Shipping, (independent charge) and Chemicals & Fertilisers, Shri Mansukh L Mandaviya on September 19, 2019.
- Cumulative expenditure as on September 30, 2019 is Rs. 333.13 crores.



Financial Overview



REVENUE MIX (Rs Cr.)



Particulars	Standalone							Consolidated		
	FY 20 Q2	FY 19 Q2	QoQ %	FY 20 Q1	FY 20 April-Sep	FY 19 April-Sep	% increase	FY 19	FY 20 April-Sep	FY 19
Shipbuilding	788.01	462.06	71%	602.08	1390.09	916.45	52%	2130.18	1390.09	2130.18
Ship Repair	183.19	337.34	(46%)	133.36	316.55	541.68	(42%)	831.97	316.54	831.97
Turnover	971.20	799.40	21%	735.44	1706.64	1458.13	17%	2962.16	1706.64	2962.16
Other Income	80.14	55.81	44%	67.94	148.09	113.40	31%	228.11	146.91	226.81
Total Income	1051.34	855.22	23%	803.38	1854.72	1571.53	18%	3190.27	1853.55	3188.97

KEY FINANCIAL PARAMETERS



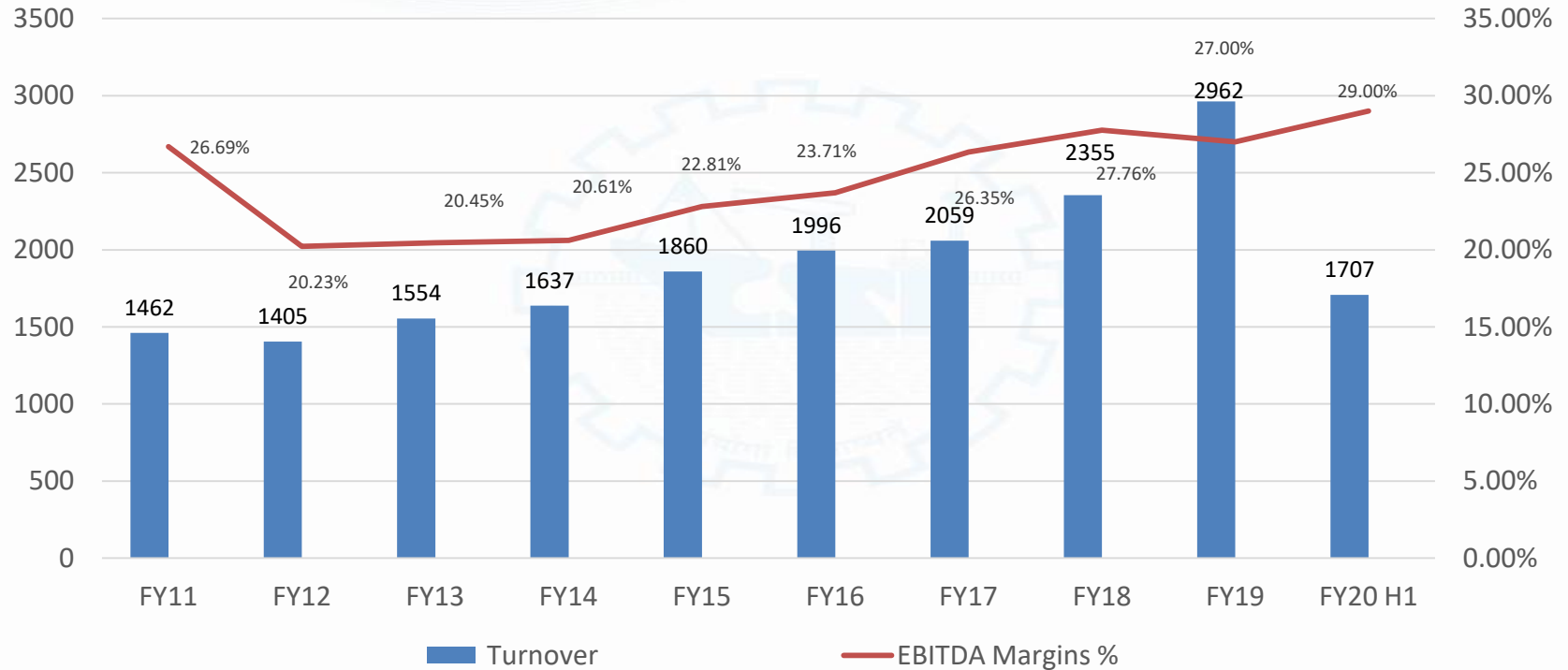
Particulars	Standalone							Consolidated		
	FY 20 Q2	FY 19 Q2	QoQ %	FY 20 Q1	FY 20 April-Sep	FY 19 April-Sep	% increase	FY 19	FY 20 April-Sep	FY 19
Turnover (Rs Crs)	971.20	799.40	21%	735.44	1706.64	1458.13	17%	2962.16	1706.64	2962.16
Profit Before Tax (Rs Crs)	262.56	232.29	13%	186.48	449.04	393.49	14%	751.38	446.24	747.52
Profit After Tax (Rs Crs)	207.57	147.64	41%	120.25	327.83	253.95	29%	481.18	325.31	477.79
EPS (Rs)	15.78	10.86	45%	9.14	24.92	18.68	33%	35.72	24.75	35.47
PAT Margins (%)	21%	18%	16%	16%	19%	17%	10%	16%	19%	16%
EBIDTA*	285.81	243.86	17%	209.68	495.49	416.67	19%	799.83	492.90	796.02
EBITDA (%)*	29.43%	30.51%	(3.53%)	28.51%	29.03%	28.58%	1.60%	27%	28.88%	26.87%

KEY FINANCIAL PARAMETERS



Particulars	Standalone			Consolidated	
	FY 20 April-Sep	FY 19 April-Sep	FY 19	FY 20 April-Sep	FY 19
Net worth (Rs Crs)	3453.93	3307.58	3332.08	3448.18	3328.64
Book value / share (Rs)	262.58	243.32	253.31	262.14	253.05
Net Debt (Rs Crs)	123.00	123.00	123.00	123.00	123.00

TURNOVER (Rs Crs) & EBITDA MARGINS(%)



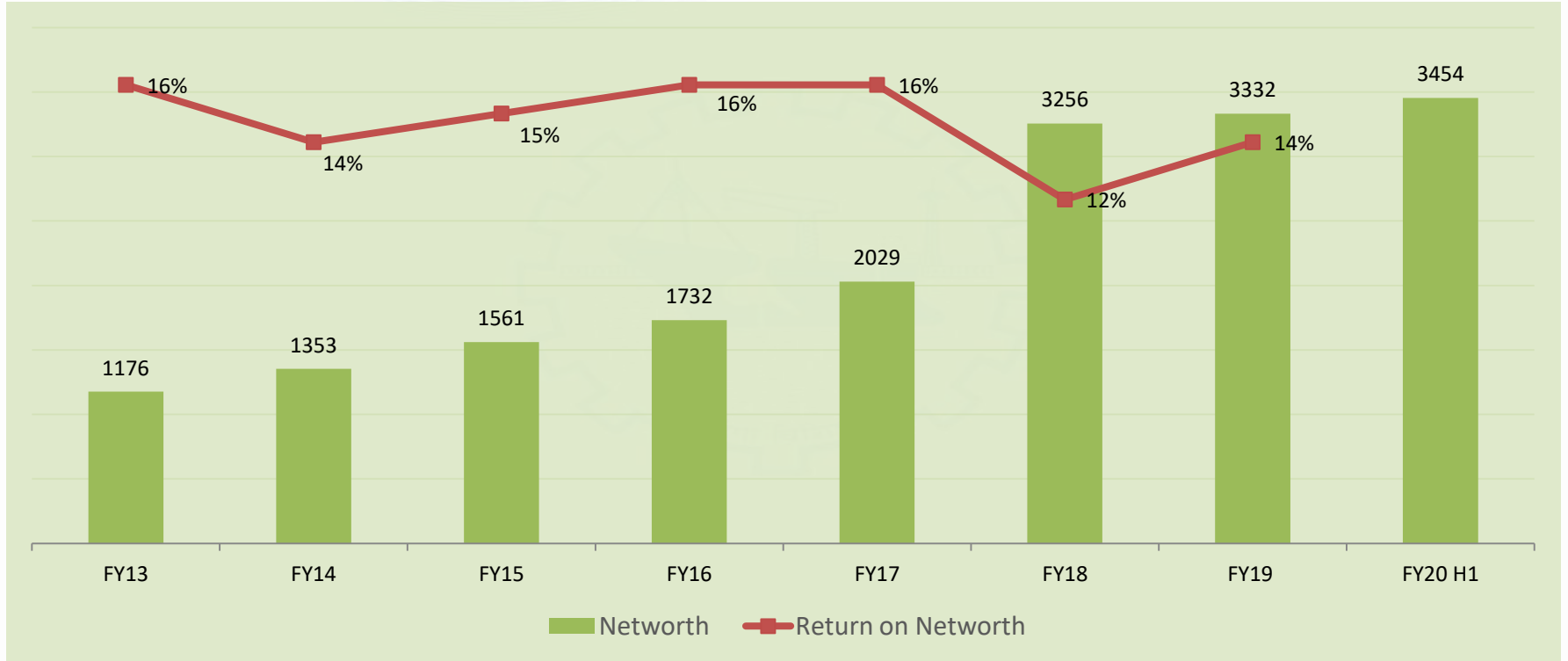
PROFIT AFTER TAX (Rs Cr.) & PAT MARGINS (%)



RETURN EFFICIENCIES



Net worth (Rs Crs), RoE (%)



Current Order book position



Sl. No.	Project	Owner	Total No. of Vessels	Total Value (INR Cr.)	% Completed	Balance orders in hand (INR Cr.)
1	Indigenous Aircraft Carrier - Phase II	Indian Navy	1	2848.00	93%	195.80
2	Indigenous Aircraft Carrier - Phase III			3235.00	9%	2931.95
3	Indigenous Aircraft Carrier – Cost Plus*			4600.00		4600.00
4	Technology Demonstration Vessel	DRDO	1	388.11	84%	60.80
5	500 Pax cum 150 Ton Cargo Vessel	A&N Administration	1	241.08	90%	24.11
6	500 Pax cum 150 Ton Cargo Vessel	A&N Administration	1	241.08	69%	74.89
7	1200 Pax cum 1000 Ton Cargo Vessel	A&N Administration	1	415.65	40%	226.51
8	1200 Pax cum 1000 Ton Cargo Vessel	A&N Administration	1	415.65	17%	313.48
9	ROPAX Vessel	IWAI	10	102.60	56%	43.47
10	Fishing Vessel	Tamil Nadu Fishermen	10	8.20	47%	4.24
11	ASW SCW Corvette	Indian Navy	8	6311.32		6311.32
12	Mini General Cargo Vessel	JSW	4	248.05	0.40%	244.69
13	Floating Border Outposts	BSF	9	348.00		348.00
14	Passenger ferry battery operated	KMRL	23	175.00		175.00
15	Others			31.30		26.95
	Ship Repair orders**			500.00		500.00
	Total (INR)			20109.04		16081.21



THANK YOU